


Dyform 6

Dyform 6 is a high performance compacted single layer constructed rope for various cranes and industrial applications.


- ✓ High strength
- ✓ Robust crush resistant rope construction
- ✓ Good fatigue performance



Dyform 6 PI

Dyform 6 PI is a high performance compacted single layer constructed rope with a plastic layer (PI) between the 6 outer strands and the rope core for various cranes and industrial applications.




- ✓ Improved bending fatigue performance
- ✓ Maintenance of internal lubrication



Dyform Bristar 6

Dyform Bristar 6 is a high performance compacted single layer constructed rope which incorporates an engineered extruded plastic profile between the 6 outer strands and the rope core for various cranes and industrial applications.

- ✓ Outstanding bending fatigue performance
- ✓ Improved support of outer strands in service



product table.

BRIDON Dyform 6 / PI / Bristar									
Diameter		Nominal length mass		Minimum Breaking Force					
				EIP/1960			EEIP/2160		
mm	inch	kg/m	lb/ft	kN	Tons (short)	Tons (metric)	kN	Tons (short)	Tons (metric)
	5/16	0.289	0.194	55.2	6.20	5.63	57.5	6.46	5.86
8.00		0.294	0.197	55.2	6.20	5.63	57.5	6.46	5.86
9.00		0.372	0.250	69.9	7.86	7.13	72.8	8.18	7.42
	3/8	0.416	0.280	78.2	8.79	7.97	81.5	9.16	8.31
10.0		0.459	0.308	86.2	9.69	8.79	89.9	10.1	9.17
11.0		0.555	0.373	106	11.9	10.8	109	12.3	11.1
	7/16	0.567	0.381	106	11.9	10.8	109	12.3	11.1
12.0		0.661	0.444	124	13.9	12.6	129	14.5	13.2
	1/2	0.740	0.497	136	15.3	13.9	145	16.3	14.8
13.0		0.776	0.521	142	16.0	14.5	152	17.1	15.5
14.0		0.900	0.605	165	18.5	16.8	176	19.8	17.9
	9/16	0.937	0.630	172	19.3	17.5	183	20.6	18.7
15.0		1.03	0.694	190	21.4	19.4	202	22.7	20.6
	5/8	1.16	0.777	212	23.8	21.6	230	25.9	23.5
16.0		1.18	0.790	212	23.8	21.6	230	25.9	23.5
17.0		1.33	0.891	239	26.9	24.4	260	29.2	26.5
18.0		1.49	1.00	268	30.1	27.3	291	32.7	29.7
19.0		1.66	1.11	299	33.6	30.5	324	36.4	33.0
	3/4	1.67	1.12	299	33.6	30.5	324	36.4	33.0
20.0		1.84	1.23	331	37.2	33.8	359	40.4	36.6
22.0		2.22	1.49	401	45.1	40.9	435	48.9	44.4
	7/8	2.27	1.52	401	45.1	40.9	435	48.9	44.4
24.0		2.64	1.78	477	53.6	48.6	518	58.2	52.8
	1	2.96	1.99	534	60.0	54.5	580	65.2	59.1
26.0		3.10	2.09	560	62.9	57.1	607	68.2	61.9
28.0		3.60	2.42	649	73.0	66.2	704	79.1	71.8
	1 1/8	3.75	2.52	676	76.0	68.9	734	82.5	74.8
30.0		4.13	2.78	745	83.7	76.0	809	90.9	82.5
	1 1/4	4.63	3.11	848	95.3	86.5	920	103	93.8
32.0		4.70	3.16	848	95.3	86.5	920	103	93.8
34.0		5.31	3.57	957	108	97.6	1040	117	106
	1 3/8	5.60	3.76	1010	114	103	1100	124	112
36.0		5.95	4.00	1070	120	109	1160	130	118
38.0		6.63	4.45	1200	135	122	1300	146	133
	1 1/2	6.66	4.48	1200	135	122	1300	146	133
40.0		7.34	4.93	1320	148	135	1440	162	147
	1 5/8	7.82	5.25	1410	158	144	1530	172	156
42.0		8.10	5.44	1460	164	149	1580	178	161
44.0		8.89	5.97	1600	180	163	1740	196	177
	1 3/4	9.07	6.09	1600	180	163	1740	196	177
46.0		9.71	6.53	1750	197	178	1900	214	194
	1 7/8	10.4	7.00	1910	215	195	2070	233	211
48.0		10.6	7.11	1910	215	195	2070	233	211
50.0		11.5	7.71	2070	233	211	2250	253	229

This table is for guidance purposes only with no guarantee or warranty (express or implied) as to its accuracy. The products described may be subject to change without notice, and should not be relied on without further advice from Bridon-Bekaert. The cross section image is for reference only. Actual cross sections vary due to diameter. Visit www.bridon-bekaert.com for the most up-to-date data.